

**NORTH CAMPUS**






**SOUTH CAMPUS**



**CAMPUS PARKING PLAN  
NOVEMBER 2016**



**CURRENT PARKING COUNTS:**

 <p><b>EMPLOYEE PARKING</b> NORTH CAMPUS = 717 SOUTH CAMPUS = 622 (ON-STREET = 373±) TOTAL = 1712</p>	 <p><b>PHYSICIAN PARKING</b> NORTH CAMPUS = 70 SOUTH CAMPUS = 6 TOTAL = 76</p>	 <p><b>PATIENT, GUEST &amp; VOLUNTEER PARKING</b> NORTH CAMPUS = 462 SOUTH CAMPUS = 301 (ON-STREET = 213±) TOTAL = 976</p>	 <p><b>VALET PARKING</b> NORTH CAMPUS = 28 SOUTH CAMPUS = 55 TOTAL = 83</p>	 <p><b>FUTURE EMPLOYEE PARKING</b> NORTH CAMPUS = 35 TOTAL = 35</p>
---	---	---	--	--

**TOTALS:**

NORTH CAMPUS = 1277  
SOUTH CAMPUS = 984  
(ON-STREET = 586±)

**TOTAL CURRENT CAMPUS PARKING = 2847±**

